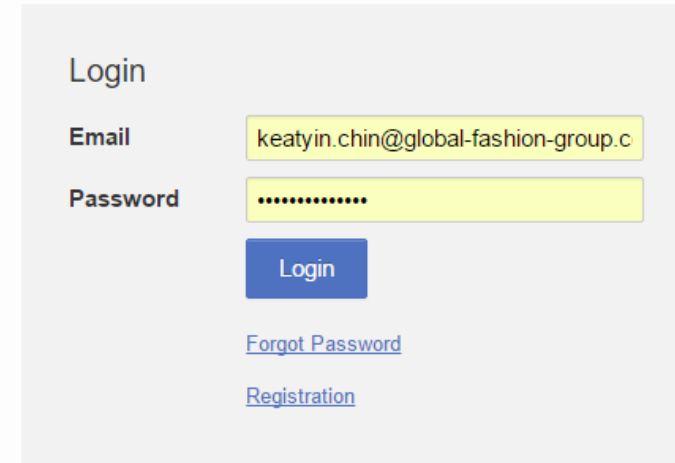


THE ICONIC

GETTING STARTED

SELLERCENTER



The screenshot shows a login form with the following elements:

- Login** header
- Email** field containing the text: keatyin.chin@global-fashion-group.c
- Password** field containing ten dots (password masked)
- Login** button (blue)
- [Forgot Password](#) link (blue)
- [Registration](#) link (blue)

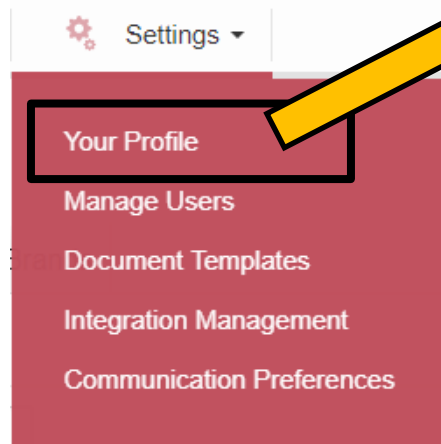
URL: <https://sellercenter.theiconic.com.au>

The password is chosen by the user, through the link sent by email once the user has been registered

Your profile details need to be up to date, our teams will use this information for different aspects of your account management.

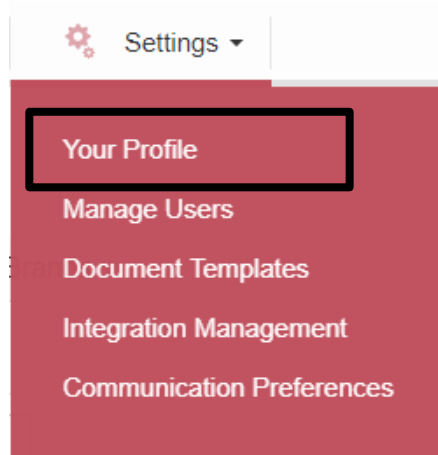
Please ensure that the right contacts are in the correct field to ensure that we are reaching out to the right people.

If any of these details change within your organisation, please remember to update your profile.



Business Information

Person in Charge	<input type="text"/>
Legal Name / Company Name	<input type="text" value="TestShop"/>
Address 1	<input type="text" value="338 Pitt Street"/>
Address 2	<input type="text"/>
City / Town	<input type="text" value="Sydney"/>
Country *	<input type="text" value="Australia"/>
Postal Code	<input type="text" value="2000"/>
Seller GST *	<input type="text" value="10%"/>
GST Registered *	<input type="text" value="Yes"/>
Dispatch Address	<input type="text" value="338 Pitt Street"/>
Dispatch City/Town	<input type="text" value="Sydney"/>
Dispatch State	<input type="text" value="-Choose an option-"/>
Dispatch Post Code	<input type="text"/>
Dispatch Country 1 *	<input type="text" value="Australia"/>
Dispatch Country 2	<input type="text" value="-Choose an option-"/>



A screenshot of the 'Holidays' settings form. The title 'Holidays' is at the top. Below it is a descriptive paragraph: 'During the holiday period your products will be offline, but you can still process outstanding Orders or view your Account Statement. Holiday period includes the Start and End dates.' There are two date input fields: 'Start Date' and 'End Date', each with a calendar icon to its right. Below the date fields is a blue 'Save' button. A large yellow arrow points from the 'Save' button towards the text box below.

If you are not able to ship your orders on time for a certain period, please activate the “Holiday Mode” for your brand to be deactivated from the website during this period

YOUR DASHBOARD

THE ICONIC

SELLERCENTER

Seller Name: Quiksilver Australia
Awesome!!!
Score: 4.8 / 5

Navigation: Products, Orders (15), Promotions, Reports, Settings

Navigation: Products, Orders (2), Promotions, Reports, Settings

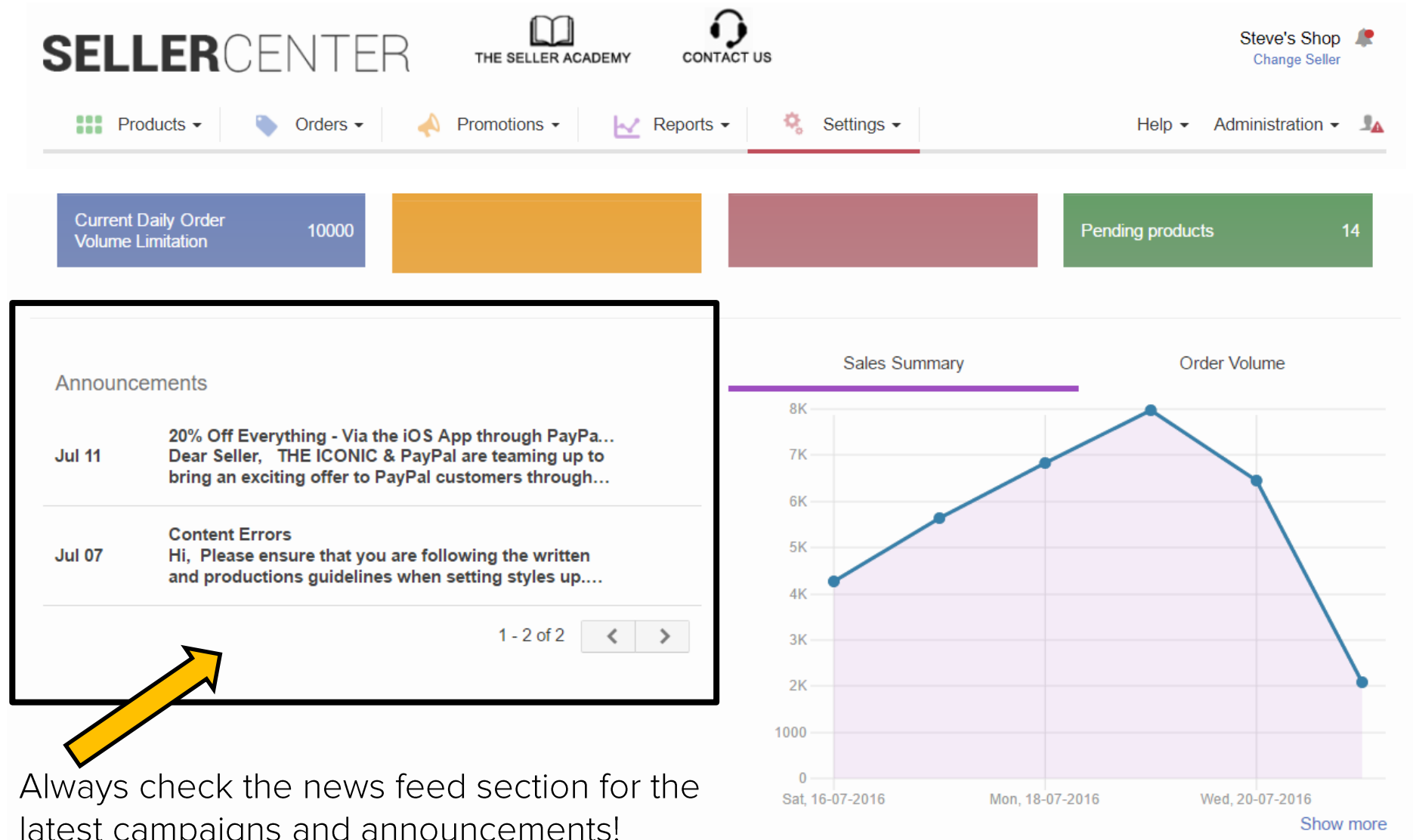
Help, Administration, User Profile

Metric	Value
TOTAL PENDING ORDERS	2
YOUR RATING	5.0
BEST SELLING PRODUCT SALES CONTRIBUTION	72%
NEW PRODUCT CREATION IN THE LAST 14 DAYS	0

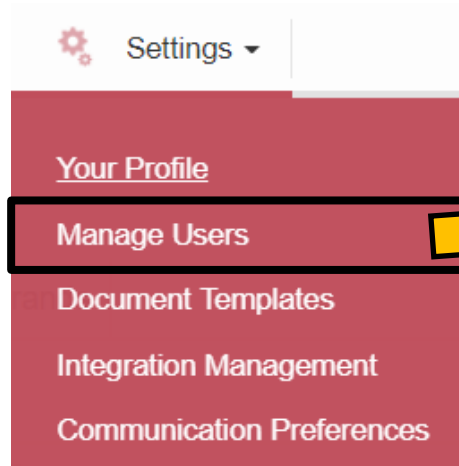
Category	Count
Rejected products (poor quality)	12
Rejected products (image missing)	38
Approved products	470
Pending products	0

Category	Count
Today	2
Yesterday	0
Older	0
Current Daily Order Volume Limitation	10000

Metric	Value
Cancellation Rate	0%
Shipped in 24h	100%
Best selling products low stock level	2
Total out of stock	205



Always check the news feed section for the latest campaigns and announcements!



Manage Users ▶ Add User

Add User

Add more users to your account with specific roles

Role *

Email Address *

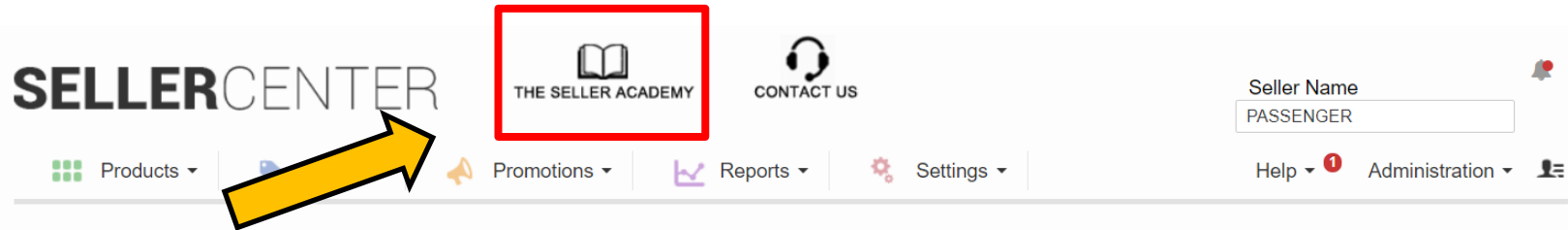
Name

Default Language *

Active *

Email addresses rejected by Seller Center

- | | | | |
|-----------------|----------------|---------------------|-----------------|
| abuse@* | daemon@* | listproc@* | operations@* |
| admin@* | domainmaster@* | listserv@* | other@* |
| administrator@* | everyone@* | lyris@* | postmaster@* |
| anonymous@* | ftp@* | mailer@* | privacy@* |
| archive@* | games@* | mailer-daemon@* | root@* |
| billing@* | guest@* | mailman-owner@* | sale@* |
| bin@* | help@* | office@* | sales@* |
| blacklist@* | hostmaster@* | marketing@* | security@* |
| blockme@* | ipadmin@* | mispam@*v | spamforwarder@* |
| brasscannon@* | istserv@* | newgroups@* | spamguard@* |
| cert@* | junk@* | spamtrap@* | spamhere@* |
| contact@* | listmanager@* | newgroups-request@* | spamiam@* |
| crushspam@* | listme@* | news@* | spamme@* |
| noc@* | webmaster@* | sysadmin@* | spammehere@* |
| nospam@* | service@* | sysadmins@* | support@* |
| null@* | setup@* | systemadmin@* | sys@* |
| nulljob@* | spam@* | uce@* | usenetonly@* |
| office@* | spam69@* | usenet@* | userhelp@* |



Full Guidelines and Processes are always available under the Seller Academy – Please have a look before contacting us

Today	0	Cancellation Rate	-
Yesterday	0	Shipped in 24h	-
Older	0		
Current Daily Order Volume Limitation	10000		

THE SELLER ACADEMY

Learn. Apply. Grow.

- GETTING STARTED
- CREATING & MANAGING YOUR PRODUCTS
- ORDERS & RETURNS
- FASHION VOCAB
- IMAGE & CONTENT GUIDELINES
- BOOST YOUR

POINT OF CONTACT

THE ICONIC

The screenshot displays the SellerCenter dashboard. At the top left is the 'SELLERCENTER' logo. To its right are icons for 'THE SELLER ACADEMY' (an open book) and 'CONTACT US' (a headset). Further right is a 'Seller Name' field containing 'NORTHSIDER' and a profile icon with the text 'Awesome!!! Score: 5 / 5'. Below these are navigation tabs: 'Products', 'Orders' (with a red notification badge '2'), 'Promotions', 'Reports', and 'Settings'. On the far right of the navigation bar are 'Help', 'Administration', and a user profile icon. A dropdown menu is open under the 'Help' icon, listing 'Getting Started', 'Admin Guide', 'API Documentation', and 'Seller Help Desk'. The 'Seller Help Desk' option is highlighted with a red box and a red number '1'. To the right of this menu, a blue 'New Message' button is highlighted with a red box and a red number '2'. Below the navigation bar is a 'Messages Overview' section with a 'Rate this page' link. It features a table with columns for 'Pending' and 'Resolved'. The table header includes 'Subject' and 'Date' with a link icon. The main content area of the table displays 'Currently No Tickets'.

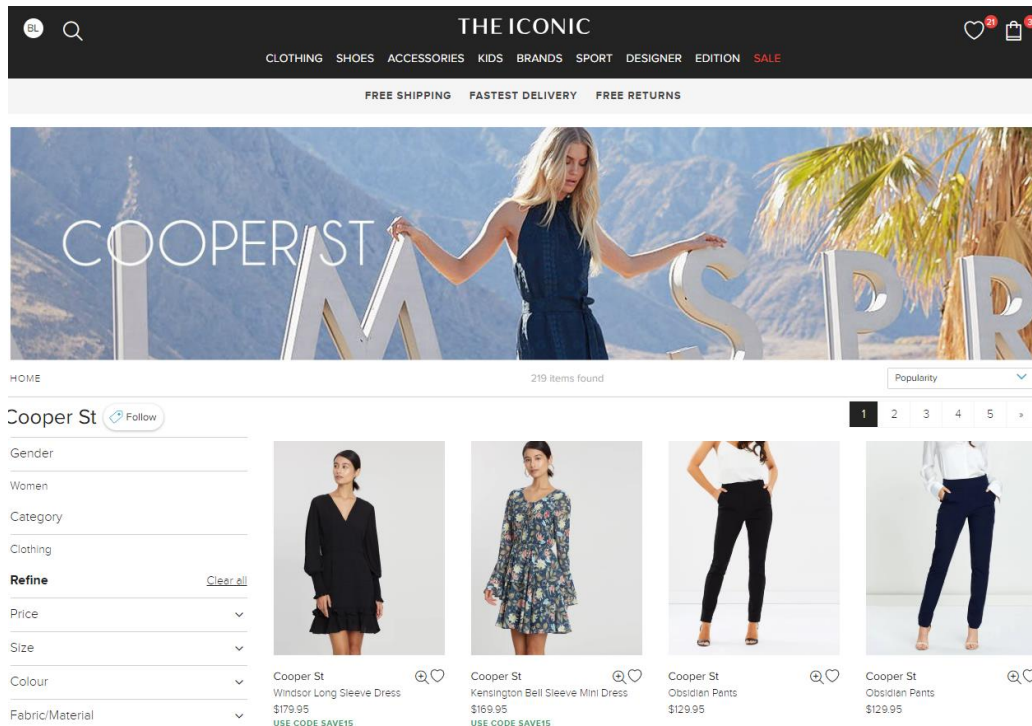
Please use the Seller Help Desk for all communications

THE ICONIC
9

POINT OF CONTACT

The screenshot shows the Seller Center interface. At the top, there is a navigation bar with the Seller Center logo, 'THE SELLER ACADEMY', 'CONTACT US', and user information for 'NORTHSIDER' with a 'Change Seller' link and a profile picture showing a score of 5/5. Below this is a secondary navigation bar with icons for Products, Orders (with a notification badge), Promotions, Reports, Settings, Help, and Administration. The main content area is titled 'New Message' and includes a 'Rate this page' link. The form contains fields for Topic, Subject, Description, Priority, and Attachments. The 'Topic' dropdown menu is open, showing a list of categories including Order Management, Returns, Product Management, Production, Shop Display, Operations, Seller Management, Seller API Integration, Promotions, Marketing, On-boarding, and various GSR-related options. A red box highlights the 'Topic' field and its dropdown menu.

Please use the Seller Help Desk for all communications



- Send your Brand Banner to us on the Helpdesk – it is advisable to update your brand banner once every six months.
- Choose a strong fashion image
- Ensure product in banner is available in shop
- Adhere to THE ICONIC guidelines:

- ✓ Dimensions: 2560 (width) x 292 (height)Px
- ✓ High res image saved as a jpg under 600kb
- ✓ Landscape layout
- ✓ Visual image

BRAND SIZE CHART

THE ICONIC

WOMEN / CLOTHING / JUMPSUITS & PLAYSUITS



COOPER ST [Follow](#)

Pine Grove Tie Waist Jumpsuit

\$199.95

Or 4 payments of \$49.99 with [afterpay](#) [Info](#)

Colour: **Print Dark**



Pick a size...

SIZE GUIDE

[WE RECOMMEND SIZE AU 10](#)

ADD TO BAG



Size & fit

Length: Inside Leg: 78cm; Front Rise (from waist): 34cm; Leg Opening: 130cm

Please send through your own sizing chart with full measurements and size conversions. We'll upload it from our end.

Apparel

COOPER ST [Follow](#)

SIZE GUIDE - COOPER ST

Free Returns
If it doesn't quite fit, send it back using our free return shipping!

Apparel

AU	Measurements
6	Bust: 82.5cm Waist: 65.5cm Hip: 92.5cm
8	Bust: 84cm Waist: 68cm Hip: 96cm
10	Bust: 90cm Waist: 73cm Hip: 101cm
12	Bust: 95cm Waist: 78cm Hip: 106cm

Customized Sizing Chart

Zoe Zip Jacket

SIZE GUIDE - WOMEN'S APPAREL

TOPS & DRESSES BOTTOMS SWIMWEAR TOP SWIMWEAR BOTTOM

LINGERIE TOPS UNDERBUST LINGERIE TOPS OVERBUST LINGERIE BOTTOMS

TOPS & DRESSES

*Includes Dresses, Tops, T-shirts & Singlets, Coats & Jackets, Jumpers & Cardigans, Sweets & Hoodies, Jumpsuits & Playsuits, Sleepwear top.

AU/UK	US	EU	INTL S/M/L	OTHER (AU)	BUST (CM)	WAIST (CM)
4	0	32	XXS	0	76	58
6	2	34	XS	1	78.5	60.5
8	4	36	S	2	81	63
10	6	38	M	3	86	68
12	8	40	L	4	91	73
14	10	42	XL	5	96	78

outerwear transition for the cool pant round neck and 3/4 sleeves.

Jacket. She usually takes a Standard a 61cm waist.

Help

THE ICONIC Generic Sizing Chart

THE ICONIC